

Update on the North and West Health and Wellbeing Strategies and ICB 5 Year Forward Plan



Integrated Northamptonshire Outcomes Framework

Sally Burns-Director of Public Health, West Northamptonshire

Jane Bethea-Director of Public Health, North Northamptonshire

Karen Spellman-Director of Strategy and Planning, Northamptonshire ICB




Contents

- Reminder of our Outcomes Framework
- Approach to delivery-West Northants HWBB Strategy
- Approach to delivery-North Northants HWBB Strategy
- Approach to delivery-ICB 5 Year Joint Forward Plan

Outcomes Framework

Subtitle goes here



Our Live Your Best Life Ambitions

Best Start in Life

Access to the best available education and learning

Opportunity to be fit, well and independent

Employment that keeps them and their families out of poverty

Housing that is affordable, safe, and sustainable in places which are clean and green

To feel safe in their homes and when out and about

Connected to their families and friends

The chance for a fresh start when things go wrong

Access to health and social care when they need it


To be accepted and valued simply for who they are

live your best life Priority Metrics

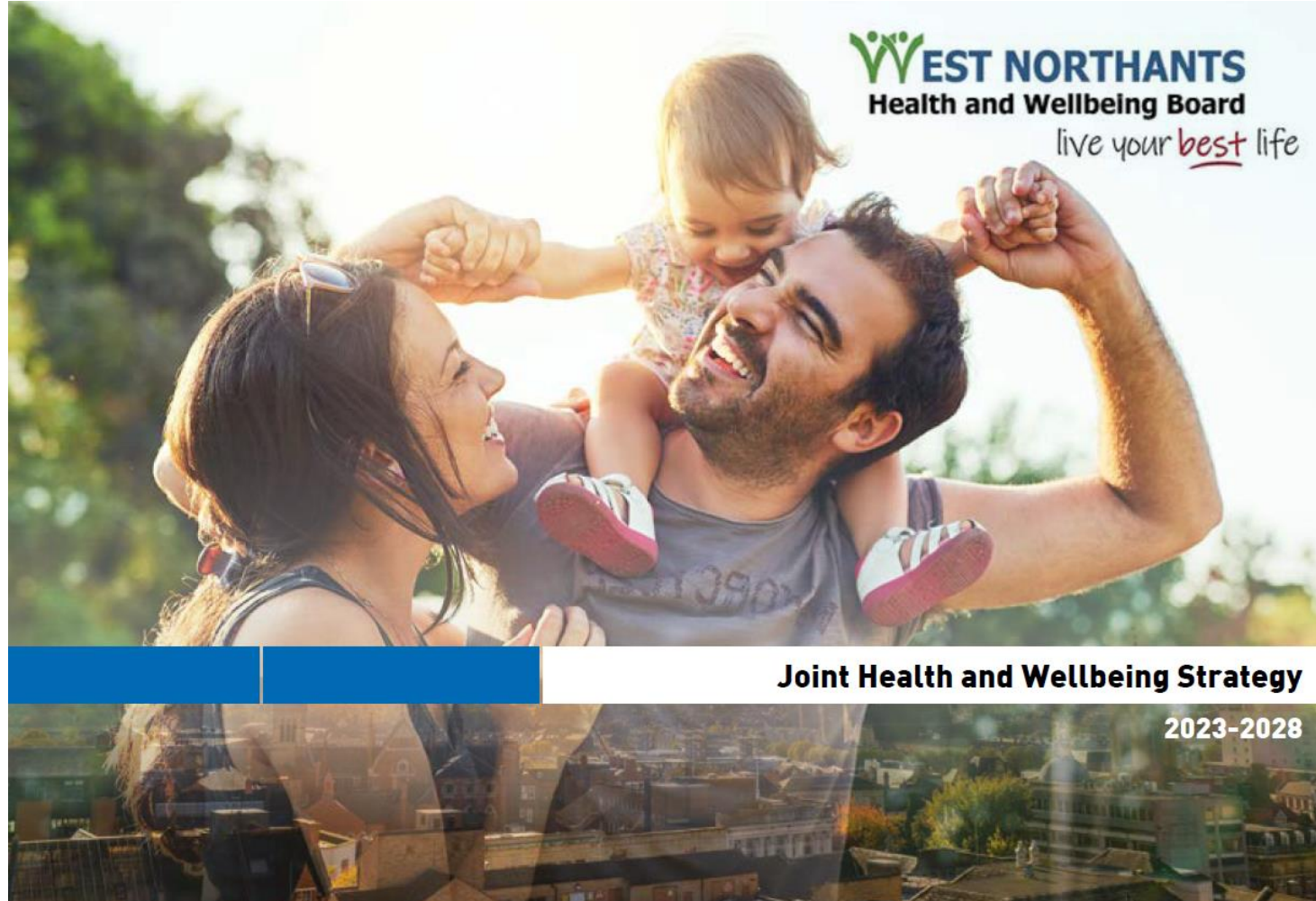
Ambition	Available System Priority Metrics
Best Start in Life	% achieving good level of development at age 2-3
Access to the best available education and learning	Gap in Attainment Level 8 for FSM and LAC pupils
Opportunity to be fit, well and independent	% Adults current smokers (APS) % Adults classified as overweight or obese Adolescent self-reported wellbeing (SHEU) Standardised rate of emergency admissions due to COPD
Employment that keeps them and their families out of poverty	Gap in employment for those in touch with 2ary MH services
Housing that is affordable, safe and sustainable in places which are clean and green	Number of households owed a prevention duty under Homelessness Reduction Act
To feel safe in their homes and when out and about	Number of re-referrals to MARAC for children experiencing domestic abuse
Connected to their families and friends	% Adult social care users who have as much social contact as they would like
The chance for a fresh start, when things go wrong	Number of emergency hospital admissions for those of no fixed abode
Access to health and social care when they need it	% Cancer diagnosed at stage1/2 % of people discharged from hospital to their usual place of residence Rate of ED attendances for falls in those aged 65+ % Eligible LAC and adults with LD/SMI receive annual health check

West Northamptonshire HWBB Strategy

Sally Burns



Health & Wellbeing Strategy



Joint Health and Wellbeing Strategy

2023-2028

Live Your Best Life Ambitions

Best Start in Life

Access to the best available education and learning

Opportunity to be fit, well and independent

Employment that keeps them and their families out of poverty

Housing that is affordable, safe, and sustainable in places which are clean and green

To feel safe in their homes and when out and about

Connected to their families and friends

The chance for a fresh start when things go wrong

Access to health and social care when they need it

To be accepted and valued simply for who they are

Health & Wellbeing Strategy

Our shared vision

We want to work better together to create a place where people are active, confident and enjoy good health and wellbeing. A West Northamptonshire where people can see and feel a bright future for quality support and services when they need help.

Across the life course we are committed to



Starting Well



Living Well



Ageing Well

Our approach

1. Prevention as a priority
2. Tackling health and wellbeing inequalities
3. The importance of 'Place' and delivery through our Local Area Partnerships and Local Area Forums
4. An evidence-based and community insight led approach
5. Co-production

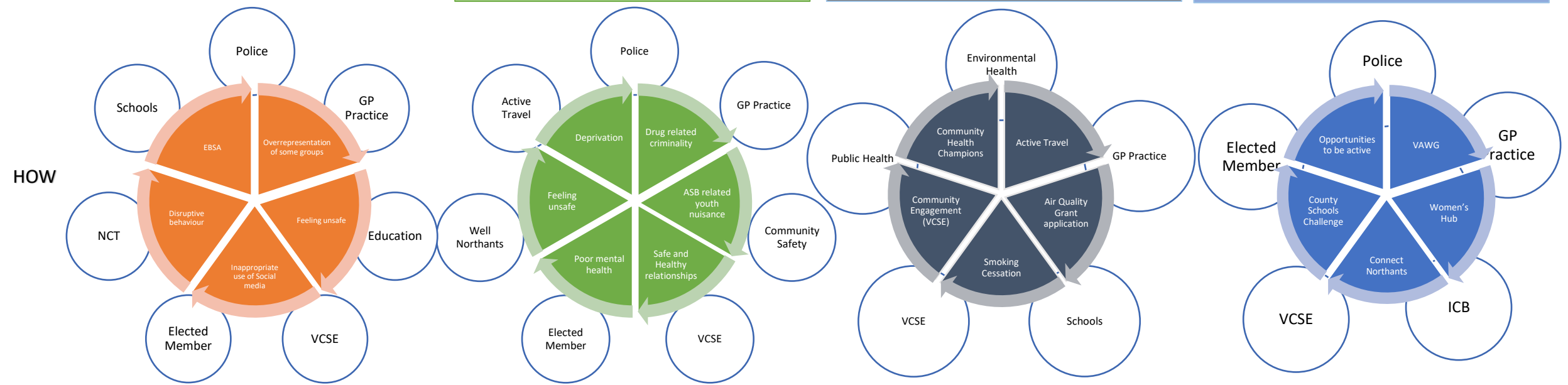
Ambition 3 – Opportunities to be Fit, Well and Independent

We will statement	High Level Objective	Key actions and Dates	RAG Action In Progress	Indicator	System Outcome Measure	Oversight Board
<p>Through the Mental Health and Learning Disability Collaborative, and the Mental Health Prevention Action Plan, we are working together across the system to promote emotional wellbeing and mental health.</p>	<p>Deliver the Suicide Prevention Strategy and Action 2022-2025</p>			<p>Reduction in lives lost to suicide</p>	<p>Adolescent self-reported wellbeing (SHEU)</p>	<p>Suicide Prevention Steering Group</p>
	<p>Implement the MH and SP training framework for the community, frontline staff across the system & local businesses April 2024</p>	<p>Develop and implement mental health and suicide prevention training for Primary Care staff April 2024</p>		<p>Number of People trained</p>		<p>MHLDA</p>
	<p>Deliver Annual Health Checks to >80% of QOF SMI Register</p>	<p>Outreach locations agreed and checks delivered in community reaching most vulnerable April 2024</p>		<p>% people receiving SMI HCs</p>		
		<p>Develop pathways for those people on the QOF SMI register who receive an annual health check to be referred to for appropriate support April 2024</p>				
<p>We will enhance opportunities for active travel through the development and implementation of the Council's new Local Transport Plan, due for adoption in 2024/25. Additionally, through the development of Local Cycling and Walking Infrastructure Plans across West Northamptonshire.</p>	<p>Ensure the Local Transport Plan responds to health needs and inequalities</p>	<p>Support HIA of Local Transport Plan</p>		<p>Numbers using public transport</p>		<p>Transport Plan Board</p>
	<p>Implement LCWIPs across Northampton, Towcester and Daventry that increase active travel opportunities</p>	<p>Development of Local Cycling and Walking Infrastructure Plans across West Northamptonshire in response to need</p>		<p>Increased use of active travel methods</p>		

Northampton Central Local Area Partnership


Abington & Phippsville, Castle, Dallington & Spencer, St George

LYBL AMBITION	Access to best available education & learning Best Start in Life	Opportunity to be fit, well & independent Feel safe in your home and when out and about	Opportunity to be fit, well & independent Access to health and social care	Feel safe in your home and when out and about Best Start in Life Access to health and social care
WHAT	P1 Multi-agency Education Team	P2 Access to community space; youth provision	P3 Comprehensive COPD Programme	P4 Women's Health Inequalities
WHY	<ul style="list-style-type: none"> Collectively, the pupils suspended and excluded in Northampton Central lose 12.5 years of education Highest suspension rate in West Northamptonshire. The rate has increased from 2.8% in 2020/21 to 4.7% in 2021/22. Most exclusions (45%) are due to disruptive behaviour. Exclusions due to Inappropriate use of social media / technology have increased threefold in 2021/22. 	<ul style="list-style-type: none"> In 2021/22 33.7% of children aged 0-15 in Northampton central were living in relative low income and 27.9% were living in absolute low income. This is the highest rate amongst the WN LAPs and considerably higher than the England average. High youth involvement in anti social behaviour, drugs and weapon crimes. CYP report feeling unsafe. 	<ul style="list-style-type: none"> Emergency hospital admissions due to COPD and other lung-related health issues are significantly higher than the other LAPs. Emergency hospital admissions from all causes are higher in the in the N4 population than expected for a population of its age structure. 30% of residents smoke, higher than any other LAP. Of those with a COPD diagnosis, just a quarter access services. 	<ul style="list-style-type: none"> Life and healthy life expectancy of women in Northampton Central is the lowest in Northants, and 8 years less than the most affluent areas. Largest non-white population in West Northants (CORE20PLUS5) Although women's life expectancy is higher than men women have fewer years of healthy life due to poorer reproductive and gynaecological health
	Multi-agency Education Task	Youth provision Task Group	Breathlessness Pathway	Women's Health Inequalities Task group



North Northamptonshire HWBB Strategy

Jane Bethea



Developing a Health and Wellbeing Strategy for North Northamptonshire



Our guiding principles

We value our partnerships

- Jointly agreed priorities
- Joint ownership of progress and identification of challenges
- Open to challenge and change

We have a shared understanding of priorities

- Deep dive approach to all priority areas
- Full understanding of local need and local assets across statutory and VCSE sectors

We are action focused and avoid duplication

- Full understanding of service and support offer at local level
- Gaps clearly identified and actions determined

We are outcomes and solutions focused

- Clear alignment to wider strategies and associated outcomes
- Clear and measurable outcomes that are jointly owned
- Barriers to progress are understood and jointly tackled



Our priority areas

- Children and young people
- Smoking and vaping
- Keeping active
- Economic prosperity
- Mental health and wellbeing



Alignment with Live Your Best Life

Best Start in Life

Access to the best available education and learning

Opportunity to be fit, well and independent

Employment that keeps them and their families out of poverty

Housing that is affordable, safe, and sustainable in places which are clean and green

To feel safe in their homes and when out and about

Connected to their families and friends

The chance for a fresh start when things go wrong

Access to health and social care when they need it

To be accepted and valued simply for who they are

• Children and young people

• Smoking and vaping

• Keeping active

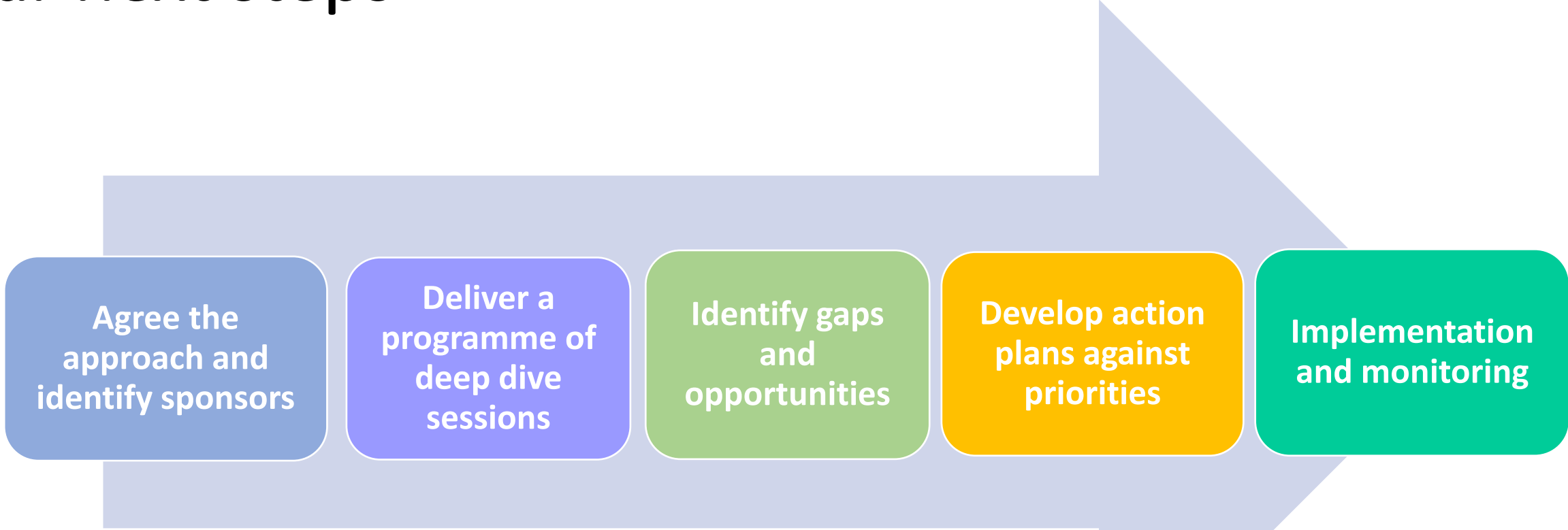
• Economic prosperity

• Mental health and wellbeing




North
Northamptonshire
Council

Our next steps



ICB 5 Year Joint Forward Plan

Karen Spellman





Northamptonshire
Integrated Care Board

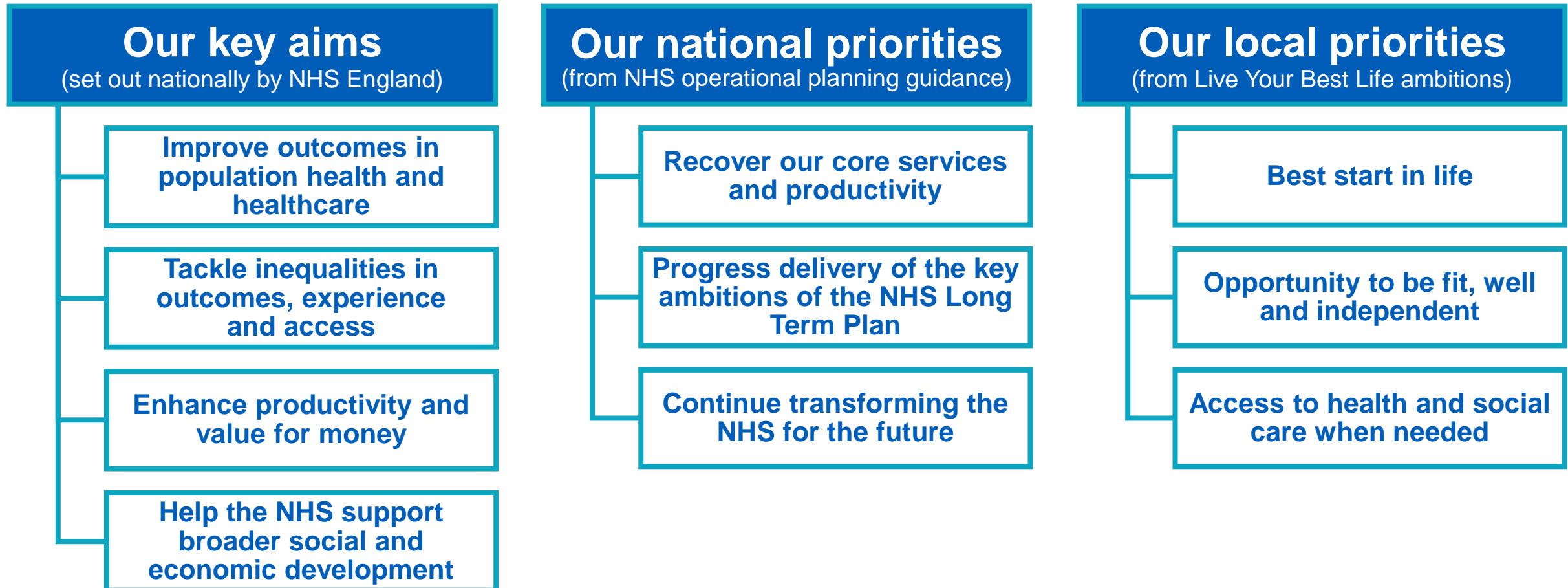
NHS Northamptonshire Integrated Care Board Five-Year Joint Forward Plan: 2023-2028



Five-Year Joint Forward Plan

Defining our priorities

Our Five-Year Joint Forward Plan is informed and guided by the following national and local priorities:



Our multiple-impact interventions



Digital

Access to high-quality, timely data, digital technology and innovation will have the greatest impact across all our partnership programmes and priorities to improve outcomes and reduce inequalities.



Recovery of independence

Length of stay in health and care settings has a significant impact on patient experience, and we know patients would prefer to be helped to return home and regain their independence wherever possible. We have therefore prioritised reducing length of stay across all areas of care.



Access to services

Accessing care, particularly same-day care, is challenging for people in Northamptonshire. We are prioritising offering timely access to services and better supporting people in their communities to live healthier lives.



Children and young people

Having the best start in life prevents ill-health and helps identify the needs of our population earlier. We have identified two-to-three-year health checks and children and young people's mental health and wellbeing as key priorities which will have the greatest impact in this area.



End of life

While areas of Northamptonshire's end-of-life care service are, it is not always seamless, well-planned and coordinated. Our aim is for all individuals to have the best possible experience towards and at the end of their life.

Our delivery partnerships



Maternity and neonatal services



Children and young people



Primary and community care



Elective (planned) care

Cancer care



Urgent and emergency care



Mental health, learning disability and autism



Palliative and end-of-life care



Our Local Priorities – Identified through the Outcomes Framework



Northamptonshire
Integrated Care Board

Ambition	Metric	Multi-impact intervention mapping	Oversight Board (Includes all Outcome Metrics delivered through the MII and Partnership Boards)
Best Start in Life	<ul style="list-style-type: none"> Percentage of children with a good level of development at age 2-3 	<ul style="list-style-type: none"> Children and young people (CYP) 	<ul style="list-style-type: none"> CYP transformation Group
Opportunity to be fit, well and independent	<ul style="list-style-type: none"> Reducing prevalence of adult overweight and obesity 	<ul style="list-style-type: none"> Access to services 	<ul style="list-style-type: none"> Elective Collaborative Cancer Board
	<ul style="list-style-type: none"> Reducing prevalence of adult smoking Reducing rate of emergency COPD admissions 	<ul style="list-style-type: none"> Access to services 	<ul style="list-style-type: none"> LMNS Board Urgent & Emergency Care (UEC) Board Elective Collaborative board
	<ul style="list-style-type: none"> Improving self-reported wellbeing score 	<ul style="list-style-type: none"> Children and young people 	<ul style="list-style-type: none"> CYP Transformation MHLDA Collaborative
Access to health and social care when needed	<ul style="list-style-type: none"> Increasing proportion cancer diagnosed stage 1/2 Increasing Health Checks for Looked After Children and adults with Learning Disabilities and Severe Mental illness 	<ul style="list-style-type: none"> Children and young people 	<ul style="list-style-type: none"> Cancer board CYP transformation Group MHLDA Collaborative
	<ul style="list-style-type: none"> Reducing rate of ED attendance for falls in those aged 65+ People that return to their normal place of residence after discharge from hospital 	<ul style="list-style-type: none"> Maintaining and Recovering Independence End of Life 	<ul style="list-style-type: none"> UEC Board All ages last years of life delivery group

Digital and Data

